

Did You Know?

Drowning is a leading killer of children under 5.

An unprotected backyard swimming pool is more dangerous to a child than a loaded gun.

(Freakonomics, 2005)

69%

Percentage of drowning fatalities occur when parents were responsible for supervision. No one is perfect. Supervision can and does fail.

Drowning is Preventable.

The solution is *LAYERS OF PROTECTION*.

The Consumer Product Safety Commission recommends five layers of protection:

Supervision

Pool Safety Fencing

Alarms

Infant Swim Instruction

CPR

Pool Safety

EVALUATION

Drowning is the number one cause of accidental death for children 1-4 years old. Multiple layers of protection are the solution. The more layers of protection in place, the safer the pool and the closer you are to a fail-safe system.

How Many Layers of Protection Do You Have in Place?

 High locks on all doors and windows that lead to the pool	 Alarms on all the doors and windows that lead to the pool	 No doggy door/sealed doggy door leading to the pool
 Pool safety fence with a self-closing, self-latching gate between the home and pool that isolates the pool	 Automatic pool safety cover	 Pool net
 Perimeter fence around the entire backyard	 Children under 5 wear personal immersion alarms, e.g. Safety Turtle	 Alarm in the pool that detects entry
 All children in the house over 12 months old have completed/are enrolled in swim survival training	 All adults in the house know how to swim	 All adults in the house know CPR
 You use Water Watcher lanyards during pool time	SAFETY RECOMMENDATIONS : _____ _____ _____ _____	



Life Saver
POOL FENCE

(800) 282-3836

| PoolFence.com

Mesh & Border

- High mil mesh - Transparent & Wrinkle Free
- Four stitched border - Guarantees NO unraveling
- Weatherproof - Marine Grade
- Lifetime Warranty



High Wind Performance Pole

- Thick heavy gauge outer layer
- Solid interior layer
- Offered exclusively by Life Saver
- Lifetime Warranty

Life Saver Pool Fence: Keeping little feet on solid ground f



Life Saver founded 1987

PVC reinforced pole, Expanded mesh, Two-stitched border.


FUN FACT:
The cell phone was introduced.



1991-1999

Fiberglass pole introduced
Fiberglass pole discontinued

FUN FACT:
Dial-up internet available



or over **25 years.**

94

roduced.
ontinued.

ailable.



1996

Three stitched border, High mil mesh,
Quad-core pole, Lifetime Warranty.

FUN FACT:

First online travel site was launched.



2001

Safety snap la
Four stit

FUN

Life Saver featured



Safety Leader

US Consumer Product Safety Commission



Safety Snap Latch

- No sharp hooks or points
- Reliable enclosed stainless steel spring
- Convenient for left or right handed users
- Lifetime Warranty

Self Closing Gate

- Strong 1-1/4" heavy gauge square aluminum frame
- Attractive square or arched model
- Key lockable latching and closing system
- Lifetime Warranty



-2004

atch, Perma-Lock,
ched border.

FUN FACT:
on Extreme Makeover



2010-2014

Heavy gauge pole, Arched gate,
Save a Life Program

FUN FACT:
Life Saver won the Parents' Choice Award.



How important is a pool fence?

An unprotected pool is more dangerous to your child than a loaded gun (*Freakonomics*, 2005). And so the safety of your pool area cannot be an afterthought.

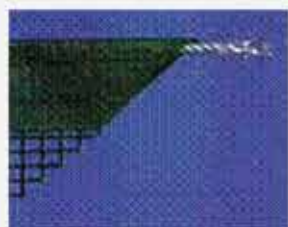
If you wouldn't buy a car without a seatbelt, you shouldn't have a pool without a fence.

FEATURED ON




Border & Stitch

Borders help to prevent sagging and provide the necessary tension for pool fence. A border stops the mesh from pulling off the poles. The pool fence system works on a bi-lateral tension and because of this, the borders are under constant stress. It is important to have a border attached to the mesh on all four sides. Because of changing weather, a border must be able to withstand the elements. Stitching is an important component of the border. Different manufacturers utilize different border materials, threads, and sewing processes. The border is sewn onto the mesh, so the thread must be weather resistant with a tight stitch to prevent unravelling. Border is best sewn onto mesh with a tighter weave, which offers more bite.



2-Stitch Plastic Border with a Nylon Cord: Two stitches have a reasonable strength, but fail to bite into mesh for long-term wear. Borders may come loose off the mesh. Plastic border is inexpensive and cracks over time. A nylon cord takes tension from the plastic border material to help prevent cracking. Added weight creates sagging.



Heat-Sealed Borders: Sealed onto the pool fence material using heat, not thread. Logic would dictate that these heat sealed borders also come off with heat. These borders are an inexpensive way to save on stitching material and the stitching process.



2-Stitch Vinyl Cloth Border: These have been used in the industry since the conception of pool fence, over forty years ago. Over time, border threading can unravel, especially if used on an open weave mesh with a loose stitch -- the stitching only catches half of the material.



3-Stitch Border on Vinyl and Leather Grain: 3-stitch borders provide an additional stitch line as opposed to a 2-stitch border. Using this stitch on a tight woven mesh like a 12-12 mil adds to the lifespan of the pool fence. More rows of stitching + more mil of fabric = longer lifespan. Stitching and Mil are directly related.



Quadruple Marine Stitched Reinforced Vinyl Border with Embossed Nylon and Leather Grain: 4-stitch borders cover 4 lines of stitching; using this method on a 12-12 mil ensures a lifetime of use. Embossed nylon in the border is hundreds of fine threads of nylon inside the border material to prevent cracking and weathering due to harsh summers or winters. Marine stitched is the stitching most used for patio furniture, boat canvases, and outside awnings; the marine stitch is best suited for outdoor fabrics.

Poles

Pool fence manufacturers have several types of poles available to them, each with their own strengths, weaknesses, and price. Aluminum and fiberglass poles are the most common. Support poles slip into a sleeve inside the deck and hold the mesh in place by sandwiching it between the pole and a cove molding strip secured by a line of screws.

The corners of the aluminum cove molding strip are extremely sharp and should be rounded at the top where the most handling occurs. All screws should be round for safety, stainless steel, and powder coated to match the color of the pole.



Peg Pole: This pole has a smaller pole inserted 3" into a hollow pole and is hammer drilled rather than core drilled. The benefit is a smaller hole in your deck. The downside is huge though. The entire strength of a pole comes from its base. If a support pole is struck by an extreme force, it's going to snap at the bottom where it goes into the ground. Putting the smallest and weakest portion of your support pole into the deck compromises the entire thing. The potential for breaking increases dramatically.



Fiberglass: Fiberglass is flexible and bends. It can withstand a greater impact than an aluminum pole. However, there are problems with the material. Fiberglass is used by some manufacturers because of its price – it's cheaper. Pool fencing is based on tension. Bending compromises the tension and loosens the fence. They splinter and are made up of vertical fibers – little grains. As you put screws down the fiberglass grains, hairline splits occur (like nails going down a piece of wood). Combined with flexibility of fiberglass and back and forth flexing, splitting occurs.



Tri- & Quad-Core Poles: The 6063 T6 aluminum alloy has been proven over the years to be the best suited for pool fence support poles. Some manufacturers attempt to use different alloys and use thin wall extrusions in an attempt to save on the rising costs of aluminum. This is obvious to see when looking at the bottom of the pole; the outer wall is thicker than the inner wall. Don't be fooled by cheap gimmicks using thinner reinforced poles.



High Performance Solid Pole: Differences you can see! Strength design is critical. What's inside your pole? Only the High Performance Solid Pole offers omni-directional solid support. It's three times stronger than the industry standard quad-core pole. Three layers of support utilizing a T-6 alloy aluminum pole for rigidity on the outer wall, a schedule 80 P.V.C. 14" long pipe on the middle wall, and a T-5 break proof solid metal rod on the inside. There is no other stronger pole and we back it with a lifetime warranty.

Mesh Material


There are a number of different mesh manufacturers in the pool fence industry. Typically the mesh is available in different sizes (mil standard per square inch.) In a square inch, the mil is how many weaves go horizontally and how many weaves go vertically. It is manufactured in a mat, interlock, and basket weave.

A mat is like a stamp that stamps a pattern on a on a polyvinyl-coated fabric. An interlocking mesh interlocks the opposing fabric. A basket weave is just as it states – a continuous weave of fabric that travels in and out of the opposing fabrics rather than knotting at each intersection. The more mil strands per square inch, the more expensive the product because of the density of materials used to produce the product.



Botex Mesh (Interlock Mesh): 4-6 Mill.

It is an interlocking mesh consisting of a string like fabric. It interlocks the opposing fabric. The outer coating is dip coated, not solution dyed, and can flake off in the hot sun. It is one of the least expensive mesh options a manufacturer can purchase.



Lino Weave (Interlock Mesh): 6-8 Mill.

Like the Botex, it is interlocking and an improvement from the original. It is made from nylon fibers and its open weave makes it prone to wrinkles. This interlocking process is only one directional, so if a pull occurs in the wrong direction, there is nothing stopping it from tearing.



Imitation Mesh: No Mill.

Stamped mesh, meaning the pattern is stamped on the poly-vinyl material. It has a very low tensile strength and is even cheaper to buy than Botex. You can tell it's not fabric just by the touch.

These are imitation knock-offs made to look like the more expensive meshes available.



Textilene Mesh: 12-12 Mill.

Textile mesh is a 12-12 mil nylon mesh with a polyvinyl coating woven with a basket weave. A basket weave is the most intensive mesh to mil. It is the tightest mesh available with no wrinkles and the highest tensile strength. From a manufacturing standpoint, this is the most expensive mesh to purchase. It is dual directional and ensures a lifetime of worry-free use.

Latches

Latches hold the pool fence poles together at various heights, and should be difficult for children to unlatch. Bilateral tension between poles requires that one hand be used to pull the two poles together in order to release the latch. The latch is the stopping point to prevent children from opening the fence.

There are a number of different latches used in the industry. *Be sure to choose the right one.*



Hook & Eye Latches: These latches found on most fences hook the eye of the opposing section and are secured by an outside mounted slide spring. Many times this type of spring can be stuck open and a simple upward motion by a child is all that's stopping an unwanted entry. Some of these latches come with a suitcase latch so the customer can lock it. These locks can rust and disable a safety latch.



Toggle Bolt Latches: Made of a spring-actuated wing nut that passes through the eye of the opposing section. Once latched, no upward or downward motion can release it. To completely lock the latch, a jam nut can be threaded against the wing nut to prevent opening. Although they work well, they can loosen over time and have an industrial look.



Safety Snap Latch: Nickel plated with a stainless steel spring embedded in the latch, guaranteeing that it will never rust, corrode, or deteriorate. This latch can be used by both right and left-handed parents. Once latched, no upward or downward motion can release it. There is no gap of the latch connected to the eye, ensuring a secure lock every time, and no sharp hooks or points.



Perma-Lock: The highest level of security can be found in the Perma-Lock: a stainless steel lock that requires a tool to open it. The Perma-Lock exceeds the requirements for nearly all codes and laws, including the country's newest revisions. The Perma-Lock is usually used in conjunction with a self-closing, self-latching gate and passes code in most states.



Gate

The gate is the most important part of any fence system! You need to know the gate will close every time. A double truss on both sides of the gate allows for tension fluctuations without the need for adjustments. Because this type of fence operates on tension, the mesh fabric is tighter in colder weather and loses some tension in warmer weather.

A single pole designed gate would require constant adjustments. Removing a single pole gate for a party and then having to reinstall the gate compounds the problem of a potential gate failure. There are many different types of gates available.



Single Pole: These truss gates require the most gate adjustments. They are made from the fence poles limiting the amount of space the latch and hinges sit on. It uses the least amount of material. It is the weakest gate available in the industry. Most fence installers who offer this type of gate will usually talk you out of it.



Single Pole Truss with Reinforcement Bar: The same as above, however they add a bar across the 1st two fence sections to make up for the weakness of the gate. This also adds a staging platform for a child to get a foothold. The latch is within a child's reach.



Double Pole Truss: still made out of the fence poles. When the latch and hinges sit on the pole, it doesn't sit flat. Because of the weakness, they try to make up for it by adding cross bars at the bottom. Due to the flexibility of a hollow pole, you will find most of the latches catch only in the middle of the gate. No top support other than the fabric.



Single Square Stock: Still a single truss attaching to the fence. The advantage is the latch and hinges sit on a flat surface only on one side. The disadvantage is the gate is made of fence poles and has no top support on the gate other than the fabric. It also has a bar across the bottom, creating a trip hazard going into the pool area. This type of gate is put together by the installer, not the manufacturer, and the mesh is only bordered at the top.



Double Truss Square Stock: This type of gate uses the most aluminum material in the industry. It is framed on all four sides giving the gate the most support available. All components sit on a flat surface. There is no bar across the bottom and the latch can be lifted high up making it harder for a child to reach. This type of gate uses at least 33% more aluminum than any other, making it the strongest available today.

ARCHED GATE

The gate is the most used part of any pool fence system. Although our double pole truss gate is the best gate available, we decided to make a gate that is second to none – the ultimate in pool fence safety! For an additional cost, you can now have the best gate ever made combined with a great looking product.



Our top quality gate uses double the aluminum than any other product in the industry. It is the strongest and most attractive gate available and it should be – our customers depend on us. Double truss curved 1 ¼" heavy gauge aluminum square stock. Framed on all four sides ensuring the most support ever. All components sit on a flat surface and there is no bar across the bottom creating a trip hazard.



Full 1 ¼" aluminum heavy gauge stock. Supported fully on all sides and top of double truss upright.



Adjustable double weld plate. Allows for easier removal and eliminates lower weld plate breakage. Climb resistant cap included.

GATE SPECS

Supports are 1 ¼" Schedule 40 aluminum. Gate Frame is 1 ¼" Schedule 40 aluminum. Latch Height is 54" from ground. Key Lockable, Self-Latching Magna-Latch. Supports are welded together 2.5" on center. Bottom of frame sits off ground 1 ½". Front of gate is mesh lines 12/12 mill. Self-closing. SafeTech hinges.



Colors

Black



Brown



Copper Vein



Tan



Green



White



Any custom color configuration available



Omni-Hanger

PERFECT FOR: Wet Towels, Clothes, Beach Bags, Pool Toys, Life Preservers and More!



Pool Fence Solar Light





Be a LIFE SAVER



Layers of Protection



Install pool alarms
and door locks



Fence the pool



Early infant swim
instruction



Supervise children and
designate a water watcher



Always check the pool first
when children are missing



Verify caretakers know CPR



Educate family and
babysitters on pool safety



Remember that
drowning is silent and
the #1 accidental killer
of children aged 1-4

POOL SAFETY TIPS

www.poolfence.com

BE A LIFE SAVER!

KNOW THE FACTS

DROWNING IS THE **#1 CAUSE** OF ACCIDENTAL DEATH FOR CHILDREN 1 - 4 YEARS OLD.

DROWNING IS FAST AND SILENT! A CHILD WHO DROWNS IS UNABLE TO CALL FOR HELP. THERE IS NO SPLASHING OR CRYING. CHILDREN HAVE DROWN FEET FROM ADULTS.

MOST CHILDREN WHO DROWN WERE LAST SEEN IN THE HOUSE, **NOWHERE NEAR THE POOL.**

ONE STUDY REPORTS THAT 77% WERE LAST SEEN **JUST 5 MINUTES** BEFORE BEING FOUND IN THE POOL.



Always check the pool first when children are missing



Learn to swim and make sure kids do, too. Babies can learn survival skills as early as 6 months.



Know CPR and require it of anyone watching your child.



Install a fence of at least four feet in height around the perimeter of the pool or spa



Remember that drowning is silent & **THE #1 ACCIDENTAL KILLER OF CHILDREN AGED 1-4**



1085 SW 15th Ave, #E3, Delray Beach, FL 33444
info@poolfence.com www.poolfence.com
1-800-282-3836

BE A LIFE SAVER!

POOL FENCE “MUST HAVES”

SELF-CLOSING, SELF-LATCHING
GATE WITH A LATCH KNOB AT
LEAST 6” ABOVE THE GATE

TESTING SHOWING THAT
INDIVIDUAL POLES CAN
WITHSTAND 100+ LBS OF FORCE

NO SHARP HOOKS OR POINTS
ON THE LATCHES OR HARDWARE

FOUR LINES OF STITCHING
SECURING THE BORDER TO
THE MESH



Lifetime Warranty backed by a company with longevity



Polyvinyl basket woven mesh with UV inhibitors
(Pro tip: smaller holes in the mesh = more strands = more strength)



Good reviews on Facebook, Google, and Yelp (Local and Nat'l)



ASTM tested and certified with documentation to prove it



Made by a company committed to drowning prevention and
recommended by the water safety community



📍 1085 SW 15th Ave, #E3, Delray Beach, FL 33444
✉ info@poolfence.com 🌐 www.poolfence.com
☎ **1-800-282-3836**

Install Methods

The pool fence installation is as critical as the materials it's made of. There are many different installation methods in the industry. The following is a list of what should be expected for a proper install of your new pool fence.

Wet Core Drilling: The use of a wet core drill machine is critical for a proper drill out, providing the installer knows how to compensate for turns and radiuses. If the contractor is using a rotary hammer drill, the pool fence cannot be properly installed.

Custom Cuts: Every job will require at least one custom cut. That's when the contractor cuts the fabric of the fence to meet your specific length. Adding border material on the cut insures tension and a factory finish. Many contractors will not do this to save on material.

Wood Deck Blocking: The strength of the fence is directly related to the strength of the surface it is mounted into. A wood deck surface needs to be strengthened to ensure for a high tensile strength rating. Blocking under the deck is critical.

Concrete Footers: Adding concrete footers when going into the earth ensures for a solid foot hold of the fence. Most concrete footings should be a minimum depth of 14" in order to get below the frost line.

Earth Sleeves: Generally used when drilling into a deck that is made up of brick pavers. The plastic earth sleeves that come with pool fence are usually 4" long and are made for concrete. When drilling into brick pavers, long aluminum earth sleeves are needed to go through the brick and into the earth below. Aluminum earth sleeves should always be a minimum of 12" long to stop the brick from lifting when the fence is hit with a heavy force.

BEWARE THE FINE PRINT

Hidden utility lines under the ground can be damaged, creating a host of problems. A professional installer is aware of things such as: utility lines, sediment, chipping, surface scratching, and improperly drilled holes. If this happens, the cost to repair the damage can be extremely costly and could easily exceed the cost of the pool fence itself. Many contractors defer this responsibility to the customer in the fine print on their work, claiming they're not responsible. Why wouldn't a professional be responsible for damaging your home? Double-check the fine print and choose a company that takes responsibility for their actions.

The Save a Life Program

Giving the Gift of Saved Lives

It's our goal to protect every pool on Earth. When you purchase a Life Saver Pool Fence to protect your pool and your family, you will help us donate a free fence to the family of a near-drowning victim, or to a selected foster family who could not otherwise afford one.

Your Life Saver Pool Fence may not just save your children and your neighbor's children, but you may save the life of a child in need that you have never even met.

After we install the donated pool fence, we will send you information about the family you helped, complete with photos, and we encourage you to contact them. Unless you request otherwise, they will know you are the one that made their gift possible and whose generosity to thank. There is no greater gift than a saved life, and when you buy a Life Saver Pool Fence, you give just that.

Learn more at:
www.poolfence.com



Life Saver
POOL FENCE

Lifetime Warranty

This is to certify that THE MANUFACTURER'S products are fully warranted against defects in workmanship and materials under normal use and service for as long as the original purchaser owns the fence. The manufacturer agrees to repair or replace AT THE FACTORY, FREE OF CHARGE, any returned product that is found to be defective. The manufacturer may, at its option, ship materials directly without returns required. This warranty specifically covers pole breakage and ripping or tearing of mesh UNDER NORMAL USE AND CONDITIONS, excluding abuse, improper handling, wind damage, and damage by pets. FENCE MUST BE REMOVED AND ALL COMPONENTS CLEANED AND LUBRICATED A MINIMUM OF TWICE A YEAR. WARRANTY IS VOID IF PRODUCT ORIGINAL DESIGN OR FINISH IS ALTERED OR DEFACED IN ANY WAY, EXCEPT BY A FACTORY AUTHORIZED AND TRAINED PERSONNEL. ON SITE SERVICE WILL ONLY BE PERFORMED AT A SERVICE RATE NOT TO EXCEED \$60 PER HOUR, MINIMUM ONE HOUR.

THE MANUFACTURER's warranty of the Product shall extend for as long as the original owner owns the Product. If the manufacturer elects to supply another Product or replacement part, the warranty on said product will extend for the balance of the original period.

THE MANUFACTURER MAKES NO OTHER EXPRESS OR IMPLIED REPRESENTATION OR WARRANTY OF ANY KIND REGARDING THE PRODUCT, WHETHER AS TO MERCHANTABILITY, FITNESS FOR A PARTICULAR PURPOSE OR USE OR ANY OTHER MATTER. THERE ARE NO WARRANTIES WHICH EXTEND BEYOND THE DESCRIPTION ON THE FACE HEREOF.

In particular, the manufacturer assumes no responsibility of product installed by people other than factory trained personnel and such authorized installations shall have a three day period in which the purchaser may submit in writing for adjustments to the installed product at no additional charge. All installations will be considered complete and accepted after three business days unless manufacturer or authorized installation personnel are notified in writing as indicated above.

In the event that the Product fails to conform to the Manufacturer's warranty described above, the manufacturer will furnish the purchaser with another Product. THE MANUFACTURER WILL BEAR NO OTHER EXPENSE, SUCH AS LABOR COSTS OF ANY KIND AND PURCHASER'S EXCLUSIVE REMEDY IN LIEU OF ALL INCIDENTAL, SPECIAL, OR CONSEQUENTIAL DAMAGES, INCLUDING IN THE CASE OF NEGLIGENCE, IS LIMITED TO THE FURNISHING OF ANOTHER PRODUCT AS HERETOFORE DESCRIBED.

Please send all warranty claims to: Life Saver Pool Fence Systems, Inc., 1085 SW 15th Ave. Suite 3, Delray Beach, FL 33444 and include a copy of the original sales receipt or work order.